



**Accessories**

**Nozzle assembly** For floor/ carpet

- Part No. 127825-8
- Part No. 127827-4
- Part No. 127828-2



**Nozzle assembly** For rug / carpet

- Part No. 198525-7
- Part No. 198523-1
- Part No. 198526-5



**Nozzle assembly** For floor

- Part No. 123486-2
- Part No. 123488-8
- Part No. 123539-7



**Sheet Nozzle**

- Part No. 199038-1
- Part No. 199041-2
- Part No. 199039-9



**Flexible hose**

Part No. 191E30-3



**Flexible hose**

- Part No. 198867-9
- Part No. 198541-9
- Part No. 198543-5



**Sash nozzle**

- Part No. 451240-7
- Part No. 451243-1
- Part No. 456586-6



**Long sash nozzle**

- Part No. 198919-6
- Part No. 198990-0
- Part No. 198992-6



**Round brush**

- Part No. 198878-4
- Part No. 198549-3
- Part No. 198555-8



**Crevice nozzle 415**

Part No. 199439-3



**Shelf brush**

- Part No. 198873-4
- Part No. 198538-8
- Part No. 198540-1




**Cyclone attachment set with pipe lock**

- Part No. 191D71-3
- Part No. 191D73-9



**Straight pipe set 340**

- Part No. 191D76-3
- Part No. 191D78-9
- Part No. 191D77-1



**Pre-filter**

Part No. 451208-3



**Easy shake off filter B set**

Part No. 199966-0



**Filter H set**

Part No. 199989-8



**Tool bag set**

Part No. 199901-8



(LxWxH: 600x210x190mm)

**Holder Set**

Part No. 199971-7



**Charging Time Reference**

40V Li-ion max	DC40RA (191E08-6)	DC40RC (191M92-9)
<b>*1BL4020</b> 2.0Ah (191L29-0)	<b>22min</b>	<b>30min</b>
<b>*1BL4025</b> 2.5Ah (191B36-3)	<b>28min</b>	<b>38min</b>
<b>*1BL4040</b> 4.0Ah (191B26-6)	<b>45min</b>	<b>67min</b>
<b>BL4050F</b> 5.0Ah (191L47-8)	<b>50min</b>	<b>85min</b>

\*1 Recommended battery

The weight does not include accessories but battery cartridge(s). The lightest and heaviest combination weight of the appliance and battery cartridge(s) are shown in the table. Items of standard equipment and specifications may vary by country or area.

**Cordless Cleaner**

**CL001G**

Electronic 4-Speed	Capacity	730 mL
Built-in Job Light	Continuous Use (min.)	w/ BL4040, 1 / 2 / 3 / 4: 128 / 64 / 40 / 25
	Max Air Flow	1.2 m <sup>3</sup> /min
	Max Sealed Suction (water column)	21 kPa
	Suction Power	(2,100 mmH <sub>2</sub> O)
		w/ Easy Shake Off Filter,
		1 / 2 / 3 / 4: 20 / 45 / 70 / 125 W
	Dimensions (L x W x H)	w/ BL4020 / BL4025:
		1,066 x 113 x 152 mm (42 x 4-7/16 x 6")
		w/ BL4040: 1,081 x 113 x 152 mm (42-1/2 x 4-7/16 x 6")
	Net weight	1.7 - 2.3 kg (3.5 - 5.1 lbs.)

Standard Equipment : Floor Nozzle, Sash Nozzle, Sash Nozzle Holder, Pipe, Filter H, Easy Shake Off Filter, Hand Strap, Battery, Charger



**Cordless Cleaner CL001G**



Cyclone attachment is option

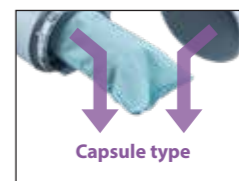


**High power yet low noise**

Snow-white

Makita-blue

Black



Capsule type



One-touch push button switch

Max sealed suction  
**21 kPa**

Max air flow  
**1.2 m<sup>3</sup>/min**

Noise level  
**54 dB(A)**  
Mode 1



**Makita Singapore Pte Ltd**

7, Changi South Street 3, Singapore 486348  
Phone : +65-6546-8700 Fax : +65-6546-8711  
Email : msgproductteam@makita.com.sg  
Website : www.makita.com.sg  
Facebook : www.facebook.com/MakitaSG



VISIT OUR WEBSITE

PRINTED IN SINGAPORE



**Low noise** **54** [ Mode 1 ]  
[ Mode 4: 65 dB(A) ]

Achieved by redesigning the exhaust air flow path of the motor to reduce wind noise.




Noise absorbing sponge

Using softer elastomer for the part that fixes fan cover, the vibration of housing is reduced

**BL**  
**MOTOR**

## 4-mode suction power selection with mode memory function

- The cleaner can memorize a previous power mode and resume vacuuming at the same mode as last time user turned off for user convenience.
- Power mode can be selected before the cleaner is turned on.
- Selected power mode is indicated by 4 green LEDs.



### Max sealed suction

CL001G  
**21 kPa**  
Predecessor Model  
**8.2 kPa**  
**+12.8**

### Continuous use


on a full battery charge

Mode	4	3	2	1
	<b>25</b>	<b>40</b>	<b>64</b>	<b>128</b>
	min	min	min	min

Battery: BL4040

## Improved dust-resistance

When capsule is installed securely, two ribs inside capsule press the inside frame of filter to hold the filter tight.



## HEPA filter is available

**HEPA**  
filter



## Redesigned Floor/ Carpet T-nozzle

- Redesigned structure reduces the resistance caused by suction, providing smooth running.
- Redesigned inside air flow path reduces the noise made inside the nozzle.



**LED job light**  
also functions as a battery capacity warning lamp.

**Pipe locking mechanism**  
Pipe is fixed with the locking mechanism to prevent it from accidentally coming off.

**Cyclone attachment (option)**  
Centrifugal force separates fine dust, allowing the main unit of the cleaner to require about 80% less frequent dust disposal.



Cyclone pre-separation system separates dust from air.

Easy disposal of the fine dust collected in dust case

Dust capacity  
**730 mL**

Net weight  
**1.7 kg**  
BL4020



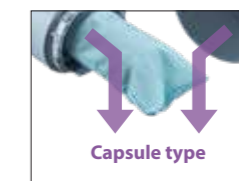
**Pipe with beveled end**  
Cleaning of tight places can be done without nozzle by using the beveled end of pipe as a nozzle.

## Cordless Cleaner Series

**DCL280F** ☀

Dust capacity  
**750 mL**

Net weight  
**1.2 kg**  
BL1815N



Capsule type

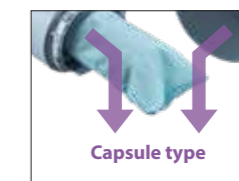


Trigger switch + slide lock-on switch

**DCL281F** ☀

Dust capacity  
**750 mL**

Net weight  
**1.2 kg**  
BL1815N



Capsule type



One-touch push button switch

**DCL282F** ☀

Dust capacity with dust bag  
**500 mL**  
Paper filter 330mL

Net weight  
**1.3 kg**  
BL1815N



Paper dust bag



One-touch push button switch